

element™

DESIGN. QUALITY. PURPOSE



ELEMENT 455 POS Terminal



ELEMENT PRODUCT UPDATE

Element 455 POS Terminal

Element 455

Element 455, 15.1" and 18.5" is an all-in-one POS Terminal, equipped with a VESA mount bracket in both the back cover and the stand. The aesthetic design of the chassis and the seamless integration of modular peripherals such as MSR, iButton, Fingerprint, Second Display and Customer Display make it the perfect unit for the retail, hospitality or digital signage industries where you need larger format displays to suit your applications.



*Refer to 455W for 15.6 widescreen terminal

ELEMENT PRODUCT UPDATE

Element 455 POS Terminal

Features

- 15.1" or 18.5" True-Flat PCAP multi-touch Display
- Intel Tiger Lake or Elkhart Lake Processor
- MSR/ iButton/ Fingerprint Available
- Fanless design with multiple CPU options
- 2nd Display and Customer Display Options (CDU) Available
- High Flexibility with Foldable Stand
- Modular design with blade peripherals
- Double Hinge foldable stand
- Multiple Vesa mounting options.
- Easy access to rich I/O's
- Intelligent cable management
- Standard 3-year warranty.




New Class of Advanced Performance



Covered 99% World Leading Platform

LCD Customer Display

11.6" LCD Customer Display



ELEMENT PRODUCT UPDATE

Element 455 POS Terminal

Sleek & Fashionable

The Element 455 is built with industrial grade components designed from the ground up to support a range of processors in an all-in-head design. The result a POS terminal designed to be sleek and fashionable, whilst providing the power, performance and reliability needed for varied POS applications.

- Designed for industrial and commercial applications.
- Uses the long-term roadmap of Intel embedded chip sets.
- Built for the modern needs of Retail and Hospitality.



ELEMENT PRODUCT UPDATE

Element 455 POS Terminal

Flexible Installation

- Wall-Mounted POS Display
- VESA Mount Bracket in the Back Cover & the Stand



VESA Compatible 75x75mm , 100x100mm



ELEMENT PRODUCT UPDATE

Element 455 POS Terminal


Customer Displays



LCD Customer Display



11.6" LCD Customer Display



ELEMENT PRODUCT UPDATE

Element 455 POS Terminal

Foldable Stand

- High Flexibility
- Double Hinge
- VESA mounting compatible for both back cover and foldable stand



Package Size & Cost are Lower



Step 1.



Step 2.



ELEMENT PRODUCT UPDATE

Element 455 POS Terminal

Modular Design



Blade Connectivity



Peripherals with Blade Connectivity

- High Interchangeability
- Easy Maintenance



iButton



3-Track MSR



Fingerprint

ELEMENT PRODUCT UPDATE

Element 455 POS Terminal

Cable Management

- Intelligent Cable Management
- Route cable through counter hole or through the rear of the 455.
- Zero Cable footprint



ELEMENT PRODUCT UPDATE

Element 455 POS Terminal

Summary

Applications

Hospitality such as:

- Quick service restaurants
- Pubs
- Clubs
- Cafes

Fashion & Apparel

Grocery

Pharmacy

Petroleum

Digital Signage industry

Industrial and Commercial

Features

15.1" or 18.5" True-Flat PCAP multi-touch Display

Fanless design built for retail, reliable and robust

High Flexibility with Foldable Stand
Double Hinge foldable stand

Intel Bay Trail or
Skylake U,

2nd Display and Customer Display
Options (CDU) Available

Modular design with blade
peripherals - MSR/ iButton/
Fingerprint

Unique Selling Points

Sleek and fashionable

Powerful, performance and reliability
driven needed for varied POS
applications

Intelligent cable management

Easy access to rich I/O's


Multiple mounting & stand options

Built with industrial grade components
designed from the ground up to
support a range of processors in an all-
in-head design.

SPECIFICATIONS

	Model	455	455
	Motherboard	F34	F84U
System	Processor	Intel® Elkhart Lake Celeron J6412 2.6 GHz	Intel® Tiger Lake i3-1115G4
	Memory	4GB DDR4 (Max 32GB)	4GB DDR4 (Max 32GB)
	Storage	128GB SSD (M.2)	128GB SSD (M.2)
Display	Size and Resolution	15" 1024x768	15" 1024x768
	Touch Screen	True-Flat PCAP multi-touch	True-Flat PCAP multi-touch
Expansion	Mini PCI-E Slot	1	1
I/O Ports	USB Type-A	2x USB3.0, 2x USB2.0	2x USB3.0, 2x USB2.0
	USB Type-C	1x USB.2.0 (data only) 1x USB 3.0 (data only)	1x USB.3.0 (data only) 1x USB 3.0 (full-featured)
	Serial Port	2x DB9 (default: 0V; COM1/COM2: 0V, 5V, 12V)	2x DB9 (default 0V; COM1/COM2: 0V, 5V, 12V)
	LAN	1x RJ45	1x RJ45
	Cash Drawer	1x RJ11 (12V/24V)	1x RJ11 (12V/24V)
	VGA	1 X Fedp port	1 X Fedp port
	DC Jack	1x 4PIN w/lock	1x 4 pin w/ lock
Optional I/O	Powered USB	1x Powered USB 12V, 1x Powered USB 24V	1x Powered USB 12V, 1x Powered USB 24V
	RUSB	In stand	In stand
Audio	Internal Speaker	1x 3W (Option)	1x 3W (Option)
Indicator	LED Speaker	1	1
Power	Power Adapter	65W / 19V	120W/19V
Communication	Wireless LAN + BT (Optional)	Wi-Fi + BT USB dongle (Option)	Wi-Fi + BT USB dongle (Optional)
Peripherals (Option)	MSR	3-Track MSR (USB)	3-Track MSR (USB)
	Fingerprint	Fingerprint reader (USB)	iButton (USB)
	iButton	iButton (USB)	Fingerprint Reader (USB)
	Customer Display	LCM display 2 x 20 characters (USB)	LCM display 2 x 20 characters (USB)
	2nd Display	11.6" 2nd display (optional)	11.6" (touch optional)
Certificate	EMC & Safety	FCC Class A, CE Mark, LVD	FCC Class A, CE Mark, LVD
Environment	Operating Temperature	0°C ~ 35°C (32°F ~ 95°F)	0°C ~ 35°C (32°F ~ 95°F)
	Storage Temp.	-20°C ~ 60°C (-4°F ~ 140°F)	-20°C ~ 60°C (-4°F ~ 140°F)
	Humidity	20% ~ 85% RH non-condensing	20% ~ 85% RH non-condensing
Dimensions	W x D x H	360 x 203 x 264 mm (14.2" x 8.0" x 10.9")	360 x 203 x 277 mm (14.2" x 8.0" x 10.9")
Weight	Weight	4.3 kg (9.5 lbs)	4.3kg (9.5 lbs)
Mounting	VESA Mount	100 x 100	VESA Mount 100 x 100
OS Supported		Windows 10 IoT Enterprise Linux	Windows 10 IoT Enterprise Linux

*Product specifications and data are subject to change without notice (E&OE)



elementTM

www.elementpos.co